

Product datasheet

Specifications



soft starter for asynchronous motor,
Altistart 48, 28.5A, 230 to 415V, 5.5
to 22kW

ATS48D32Q

⚠ Discontinued on: 31-Dec-2023

⚠ To be end-of-service on: 31-Dec-2030

⚠ Discontinued

Main

Range of product	Altistart 48
Product or component type	Soft starter
Product destination	Asynchronous motors
Product specific application	Heavy duty industry and pumps
Device short name	ATS48
Utilisation category	AC-53A
Ue power supply voltage	230...415 V - 15...10 %
power supply frequency	50...60 Hz - 5...5 %
Motor power kW	7.5 kW at 230 V connection in the motor supply line for standard applications 9 kW at 230 V connection to the motor delta terminals for severe applications 11 kW at 400 V connection in the motor supply line for severe applications 15 kW at 230 V connection to the motor delta terminals for standard applications 15 kW at 400 V connection in the motor supply line for standard applications 18.5 kW at 400 V connection to the motor delta terminals for severe applications 22 kW at 400 V connection to the motor delta terminals for standard applications 5.5 kW at 230 V connection in the motor supply line for severe applications

Complementary

Device connection	In the motor supply line To the motor delta terminals
Protection type	Phase failure: line Thermal protection: motor Thermal protection: starter
Standards	IEC 60947-4-2
Product certifications	NOM 117 CSA SEPRO CCC C-Tick UL TCF DNV GOST
Marking	CE
Discrete input number	5
Discrete input type	PTC, 750 Ohm at 25 °C (Stop, Run, LI3, LI4) logic, <= 8 mA 4300 Ohm
Discrete input logic	Positive logic Stop, Run, LI3, LI4 at State 0: < 5 V and <= 2 mA at State 1: > 11 V, >= 5 mA

Disclaimer: This documentation is not intended as a substitute for and is not to be used for determining suitability or reliability of these products for specific user applications

Minimum switching current	10 mA at 6 V DC for relay outputs
Discrete output number	2
Discrete output type	(LO1) logic output 0 V common configurable (LO2) logic output 0 V common configurable (R1) relay outputs fault relay NO (R2) relay outputs end of starting relay NO (R3) relay outputs motor powered NO
Analogue output type	Current output AO: 0-20 mA or 4-20 mA, impedance <500 Ohm
Communication port protocol	Modbus
Connector type	1 RJ45
Communication data link	Serial
Physical interface	RS485 multidrop
Transmission rate	4800, 9600 or 19200 bps
Function available	External bypass (optional)
Operating position	Vertical +/- 10 degree
Height	275 mm
Width	160 mm
Depth	190 mm
Net weight	4.9 kg

Environment

Electromagnetic compatibility	Conducted and radiated emissions level A conforming to IEC 60947-4-2 Conducted and radiated emissions level B conforming to IEC 60947-4-2 Damped oscillating waves level 3 conforming to IEC 61000-4-12 Electrostatic discharge level 3 conforming to IEC 61000-4-2 Immunity to electrical transients level 4 conforming to IEC 61000-4-4 Immunity to radiated radio-electrical interference level 3 conforming to IEC 61000-4-3 Voltage/current impulse level 3 conforming to IEC 61000-4-5
Relative humidity	0...95 % without condensation or dripping water conforming to IEC 60068-2-3
Ambient air temperature for operation	40...60 °C (with current derating of 2 % per °C) -10...40 °C (without derating)
Ambient air temperature for storage	-25...70 °C
Operating altitude	<= 1000 m without derating > 1000...2000 m with current derating of 2.2 % per additional 100 m

Packing Units

Unit Type of Package 1	PCE
Number of Units in Package 1	1
Package 1 Height	28.500 cm
Package 1 Width	26.000 cm
Package 1 Length	37.000 cm
Package 1 Weight	5.777 kg
Unit Type of Package 2	P06
Number of Units in Package 2	8
Package 2 Height	75.000 cm
Package 2 Width	60.000 cm
Package 2 Length	80.000 cm

Package 2 Weight	58.768 kg
------------------	-----------

Contractual warranty


Warranty	18 months
----------	-----------

Schneider Electric aims to achieve Net Zero status by 2050 through supply chain partnerships, lower impact materials, and circularity via our ongoing “Use Better, Use Longer, Use Again” campaign to extend product lifetimes and recyclability.



[Environmental Data explained >](#)

[How we assess product sustainability >](#)

Use Better

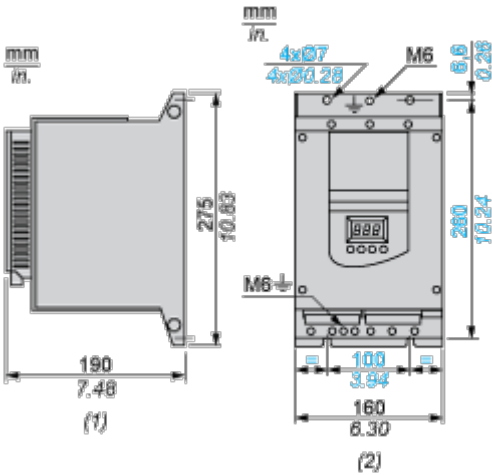
 Materials and Substances	
EU RoHS Directive	Pro-active compliance (Product out of EU RoHS legal scope)
SCIP Number	Fb0e016f-7168-4cf9-816d-12b428ae149a

Use Again

 Repack and remanufacture	
WEEE	 The product must be disposed on European Union markets following specific waste collection and never end up in rubbish bins

Dimensions Drawings

Dimensions



(1) Right View
(2) Front View

Mounting and Clearance

Clearance

